

Dear Parents/Guardians,

I hope that you have enjoyed your experience in first grade! We are thankful to the wonderful teachers who have worked with your children to set the foundation for their future.

We wish you and your families a wonderful and well-deserved summer break that will refuel and refresh everyone for the coming school year. It is so important to unwind and enjoy the relaxing rhythm summer days bring.

However, it is common for students to backslide somewhat during this time on the learning that took place during the school year. For that reason, we wanted to provide some simple tips to help prevent such a backslide.

First and foremost, try to maintain the rhythm of learning without making it seem like school work. Keep it simple and fun. Here are some examples:

1. Read with your children every day or as often as possible for just a brief amount of time. You might take trips to the library and let them find new books that interest them. Let them read for a while, then you read for a while. Kids really do like it when you give them individualized, special time. *Color in a picture of a book for every story your child has read in the 'Book a Day Challenge' packet.*
2. Surprise them with a special notebook and suggest how much fun it might be if they keep a "diary" of their summer days. *(Or they can complete one writing prompt a week in 'The Summer Journal Packet.')* Set aside a special time each day for them to write and share with you their thoughts of the day. Then, without sounding teachery, ask them if they can find anything in their sentence(s) that might need fixing (capitals, periods, spelling, etc.) Guide them to find and make revisions. Make it fun, no pressure! Praise them for their thoughts and writing skills.
3. To keep up their math skills, play a variety of math games; you can find some good ones at [mathplayground.com](http://mathplayground.com). For those who enjoy coloring or don't have as much time, encourage them to do one of the many color-by-number math sheets. Complete the IXL skills listed. *Check off the skill when your child has scored an 80% or above.*

**\*Students who complete these packets and bring them back to school on the first day of 2nd grade, will receive a special prize!\***

We hope these tips are beneficial to you and your children. Have a great summer!

Best wishes,  
Your 2nd Grade Teachers



# Rising Second Grade Supply List

Welcome to 2<sup>nd</sup> Grade!!

To be prepared on the first day of school, it will be necessary for your child to have the following materials. For ease of classroom management, please make every effort to have the specified color or brand listed. We have found that this really helps with organization, as well as with the duration of the supplies. Feel free to drop off supplies at Open House! When you drop off your student's supplies please label any reusable bags so that I can return them to the appropriate family. Thank you!



## Classroom Essentials

- Adventure Bible with pre-labeled tabs
- 1 pair of headphones labeled with name
- 2 black composition notebooks (please no spiral bound notebooks)
- 2 MEAD three-prong two-pocket folder (Red and Green plastic)
- 1-3 ring zipper pouch (needs to be large enough to hold colored pencils and markers-No Boxes Please!)
- 1 pair scissors labeled with name
- 4 white block erasers
- 8 count Ticonderoga Triangular Tri Write, #2 pencils
- 1-6 pack of Elmer's glue sticks
- 3 boxes of 12 count twistable colored pencils
- 6 Black Expo Dry Erase Markers (Fine)
- 1 clipboard-labeled with name
- 1 small whiteboard (8x11)-labeled with name
- 1 pack of handwriting paper (1/2 inch)
- 1 canvas panel 5X7
- 1 box of bandaids
- 2 rolls of double sided tape or roller tape

## Cleaning Essentials

- 2 multi-box pack tissues
- 2 bottles of Clorox Wipes
- 3 rolls paper towels
- 1 pack of 8oz. water bottles labeled NURSE
- A double roll of paper towels labeled ART

## STEM Supply Wish List


- Balloons (Birthday Size)
- Tissue paper
- Acrylic paint
- Paint brushes /Sponge Brushes
- Scotch Tape
- Clear Packing Tape with dispenser
- Hot glue sticks
- Recycled paper towel rolls
- Gallon Ziplock Bags
- Quart Ziplock Bags

## Classroom Supply Wish List

- Laminating sheets
- Cardstock paper (White)
- Colored copy paper
- Stickers of all kinds
- Command Strips
- White out tape (No liquid please!)
- White Sticky Tack
- Staples
- Gift cards for Target, Teachers Pay Teachers, Amazon, Walmart






# June Book-a-Day Challenge



**Read. Travel. Read. Ask. Read. Learn. Read. Connect. Read.**

*-Dr. Seuss*

# July Book-a-Day Challenge



*I can read in **red**. I can read in **blue**. I can  
read in **pickle color**, too. -Dr. Seuss*



# Rising Second Grade Math/IXL Log 2024-2025

Name \_\_\_\_\_

Directions: Please complete the following chart as you solve problems from the 2nd grade skills on [www.ixl.com](http://www.ixl.com). Completion of the listed skills is strongly encouraged. Then, feel free to complete other skills as you choose. 😊 Please bring this completed log on the first day of school to receive a treat/treasure box from your teacher. **\*\*Please note: IXL updates their skills over the summer. If you notice that a skill letter/number does not match the description, or is missing, please find a related topic to complete. Then fill it out in the form below.\*\***

Check When Completed	Section/Skill
	E.2 Identify even and odd numbers up to 20
	A.4 Count forward up to 1000
	D.1 Spell word names for numbers up to 20
	D.2 Writing numbers up to 100 in words - convert words to digits
	G.1 Add one-digit numbers - sums to 10
	F.1 Add doubles using models
	F.4 Add near doubles
	F.6 Add by counting on - sums to 20
	F.7 Make 10 to add
	AA.1 Names and values of common coins
	AA.3 Count money - pennies, nickels, and dimes only
	AA.6 Exchanging money - with pictures
	DD.3 Match analog clocks and clocks
	DD.5 Read clocks and write times
	L.2 Place value models - up to hundreds
	L.6 Value of a digit - up to hundreds
	L.8 Convert to/from a number - tens and ones
	L.14 Convert from expanded form - up to hundreds
	II.4 Classify Polygons up to 6 sides

\*\*\* Parent Signature \_\_\_\_\_

Turn over-->

## Other Ways to Practice Math

The goal for the summer is for all students to enter second grade being able to quickly recall ALL basic facts. We're looking for automatic recall of these facts. The following are possible fun ways for your child to practice learning these facts.

1. Flashcards (Addition and Subtraction)

2. Dice Roll- Add 2 dice together

3. Game of Quixx

4. iPad Apps

\_\_\_ Splash Math

\_\_\_ Number Fun

\_\_\_ Math Facts

\_\_\_ Grade 2 Math

\_\_\_ King of Math

\_\_\_ Money4Kids

\_\_\_ Exact Change

\_\_\_ MultiGenius

\_\_\_ Count Money

\_\_\_ Amazing Coin


\_\_\_ Sushi Monster

5. Computer Math Games :


[www.mathplayground.com](http://www.mathplayground.com), [www.abcya.com](http://www.abcya.com), and [www.funbrain.com](http://www.funbrain.com)




# MY SUMMER WRITING



**Write a crazy story  
about what your  
teacher is doing over  
summer vacation!**








**If you could switch  
places with your  
parents, what would the  
new rules be?**

A large writing area consisting of multiple sets of horizontal lines. Each set includes a solid top line, a dashed middle line, and a solid bottom line, providing a guide for handwriting practice.



**Describe the  
perfect day over  
summer break.**



A series of horizontal lines for writing, consisting of solid top and bottom lines with a dashed midline, repeated down the page.



What are you looking forward to about going back to school in the Fall?



A series of horizontal writing lines for a student to answer the question. Each line set consists of a solid top line, a dashed middle line, and a solid bottom line. There are 10 such sets of lines available for writing.





**Design the ultimate pool float for a pool party with your friends.**

A large writing area consisting of ten sets of horizontal lines. Each set includes a solid top line, a dashed middle line, and a solid bottom line, providing a guide for handwriting practice.



Someone bought you a flying car. Where will you take it on vacation?

A series of horizontal writing lines for a response, each consisting of a solid top line, a dashed middle line, and a solid bottom line.